

# Theia



SEATING

Frequent usage

Minor Surgery  
Ophthalmic Surgery



THEIA  
**2.0**  
MOTORIZED  
HEADREST  
VERSION

**TECHNOLOGY & COMFORT**  
multifunctional surgical chair with  
interchangeable headrest



[www.gardhenbalance.it](http://www.gardhenbalance.it)



**DIN bars**  
to accommodate  
numerous accessories.

**Headrest section  
motorised** complete  
with multiple kinematics  
to optimise the nuchal  
accommodation of the patient.

**Single cushion**  
seamless seat/legs

**Twin wheels**  
diameter 100 mm with  
independent brake

**Knobs for transport**  
located on the leg section



## Motorized head section

The **control panel** installed on the device is very intuitive and user-friendly and has an ergonomic design for a comfortable grip. It is connected via an extendable coiled cable and, thanks to the pictograms depicted on the buttons, the surgeon will be able to easily identify and operate the functions of the surgical chair during his activities in an immediate and punctual manner.



The panel is divided into sections, each of which allows the activation of specific functions, such as:

- Section dedicated to user **programmable memories**.
- Section dedicated to **preset memories**.
- Section dedicated to **movements**.



**Input and transport position reachable** by memory button from the control panel. The reduced height of the seat section makes it easy for disabled patients to enter.



**Comfortable assisted exit** for patients with motor difficulties reachable by memory button from the control panel.



### Motorized head section

with multiple movements (Equipment Code ACS43)

Allows you to adjust the height and / or inclination of the patient's head according to surgeon's need. This equipment is crucial when it comes to minor surgery and eye surgery interventions. The activation of two independent motors allows the surgeon to adapt the patient's head to each stage or operative condition in relation to both type of intervention and the patient's conformation. The height adjustment of the headrest is synchronous to the backrest, this guarantees the correct occipital / nuchal support of the patient regardless of the position of the backrest. Furthermore, the position of the headrest can be further optimized manually..

The two motors can be operated by:

- **Control panel** (standard equipment);
- **Foot pedals on base** (accessory ACS43/1);
- **Foot pedals on the floor** (accessory ACS43/2);


The use of the pedal allows the surgeon to operate more easily adjusting the head with precise movements without using the hands and avoiding direct contact with the device.

The head support can be adjusted electrically in height and inclination for a correct position of the head, ensuring great stability in any position necessary both in relation to the type of intervention, both the patient's conformation. The correct positioning of the garment is always assured. The height and tilt adjustment of the head support is done with dedicated controls on the control panel:





**HEADREST TILT ADJUSTMENT:**  
DEDICATED BUTTONS FOR ELECTRIC HEADREST TILT ADJUSTMENT



**HEADREST HEIGHT ADJUSTMENT:**  
DEDICATED BUTTONS FOR ELECTRIC HEADREST HEIGHT ADJUSTMENT



Furthermore, by adjusting the inclination of the backrest from the control panel, **headrest's height adjustment will take place synchronously. Ensuring occipital / neck support** at any time.



### Motorised functions are always accessible offering a lot of operational advantages

The supplied control panel allows a high number of electrical adjustments in order to ensure maximum operability during operation.

The functions to adjust the sections are accessible in a straight-forward way. Robustness is guaranteed thanks to the motorised columns, achieving an unrivalled level of stability during movement.



### How the motorized functions can be performed?

Motorised movements can be achieved via the control panel, **it is necessary to press one of the up/down arrow buttons and the button for the section at the same time in order to move the selected section**, thus obtaining numerous useful positions to improve surgical activities.





**BACKREST ADJUSTMENT:**  
ADJUSTMENT BUTTON FOR ELECTRIC BACKREST ADJUSTMENT



**LEGREST ADJUSTMENT:**  
ADJUSTMENT BUTTON FOR ELECTRICAL LEGREST ADJUSTMENT:





**SEAT HEIGHT ADJUSTMENT:**  
DEDICATED BUTTON FOR HEIGHT ADJUSTMENT OF THE OPERATING TABLE



**SEAT'S INCLINATION ADJUSTMENT:**  
DEDICATED BUTTON FOR ADJUSTING THE INCLINATION OF THE SEAT SECTION







## Available memory positions

The operator can easily and intuitively program, according to need, 3 different position configurations, respectively with the buttons:

- SET1;
- SET2;
- SET3.

All position configurations can be recalled by pressing the dedicated keys in “**push and go**” or “**push and stop**” mode. It is possible to interrupt the movement of the lying surface at any time. To confirm and modify the memory positions, use the **SAVE SET** button.



**EXAMPLE OF A POSITION THAT CAN BE OBTAINED BY MEMORISATION ON PUSH-BUTTON PANEL.**



## Memory positions “PRESET”

4 frequently used memories can be activated in the ways through the control panel “**push and go**” and “**push and stop**”.



### MEMORY 1



**ENTRY AND TRANSPORT POSITION:**  
PERFECT AS ENTRYWAY, EXIT LATERAL AND FOR PATIENT'S TRANSPORT.





**MEMORY 2**



**EGRESS POSITION:**  
COMFORTABLE ASSISTED EXIT FOR PATIENTS WITH REDUCED MOBILITY  
IT PROGRESSIVELY VERTICALIZES THE PATIENT.

**MEMORY 3**



**TRENDELENBURG/ANTI-SHOCK:**  
IT QUICKLY ACHIEVES THE PERFECT POSITION TO FAVOUR VENOUS RETURN.





## MEMORY 4



### POSIZIONE CPR:

FUNZIONE CHE CONSENTE AL DISPOSITIVO DI ASSUMERE LA POSIZIONE OTTIMIZZATA PER AVVIARE LE ATTIVITÀ DI RIANIMAZIONE CARDIO POLMONARE.

## Armrest

Anatomical armrests in PU rubber with metal core.


They follow the movement of the backrest. They can be folded down to facilitate patient entry. Completely removable to facilitate patient transfer to another device. The external regulation facilitates vascular access.



**Tiltable armrest** to favour patient's entry from the side



**Outward regulation** to favour vascular access




The armrest can be **removed manually** without tools.



## Continuous operational autonomy

The surgical chair is equipped with **two rechargeable and interchangeable batteries**, with charger included. As the batteries can be changed, permanent autonomy is fully ensured. A luminous and acoustic warning will light up in case of low battery condition. The device can be powered also through the electric grid.

integrated battery of **high autonomy** extractable without the aid of tools



**Twin wheels** with independent brake.



**Knobs for transport** located on the leg section.



### Standard features

- Lying surface divided in 4 motorized sections with double articulation divided in:
  - Motorized head section. Hedrest's movement is synchronized with the backrest;
  - Motorized backrest section with independent movements
  - Motorized seat section to adjust inclination and height through telescopic columns with high stability.
  - Motorized leg section with independent movements.
- Motorized Trendelenburg.
- Low voltage 4000N motors.
- Multi-voltage power supply.
- Movements are entirely controlled by the control panel (standard equipment) and/or foot controls (accessory).
- A dedicated software allows an easy handling of the movements.
- Headrest available from the following: ACS1, ACS2, ACS3, ACS4, ACS4/1; pediatric models ACS1P, ACS2P, ACS3P are also available. In the absence of preferences the code ACS1 will be provided.
- Twin wheels diameter 100 mm with independent brake.
- Multifunctional bilateral armrest.
- No. 10 stainless steel DIN bars that can be equipped with a wide range of accessories.
- Non- reflecting coating with thermosetting powders.
- High-density foam top.
- Special coating without seams or interstices, made with carefully selected technological material with the following properties: water repellent, non-toxic, antibacterial, antifungal, antistatic, ecological, latex free, without phthalates. Ultra-resistant coating to: alcohol, hydrogen peroxide, sodium hypochlorite (5%), commonly used disinfectants, liquids and physiological substances. Fireproof eco-leather UNI 9175/87 and 9175FA-1/94 class 1M. (equipment code AC87 / 1). Upholstery in black fabric (other colours available - download colours chart via QR code at the page 30). Upholstery divided into 2 separate sections, one for the back section and the other for the seat / leg sections. The operating table is also available with a single seamless cover (accessory code ACS27)
- Knobs for transport located on the leg section.
- Equipotential node.
- No.2 2 removable and interchangeable rechargeable batteries for continuous use of the device.
- Charger included.






#### Would you like to customize upholstery?

Scan or click the QR code and discover how to customize the device consulting our colour chart.



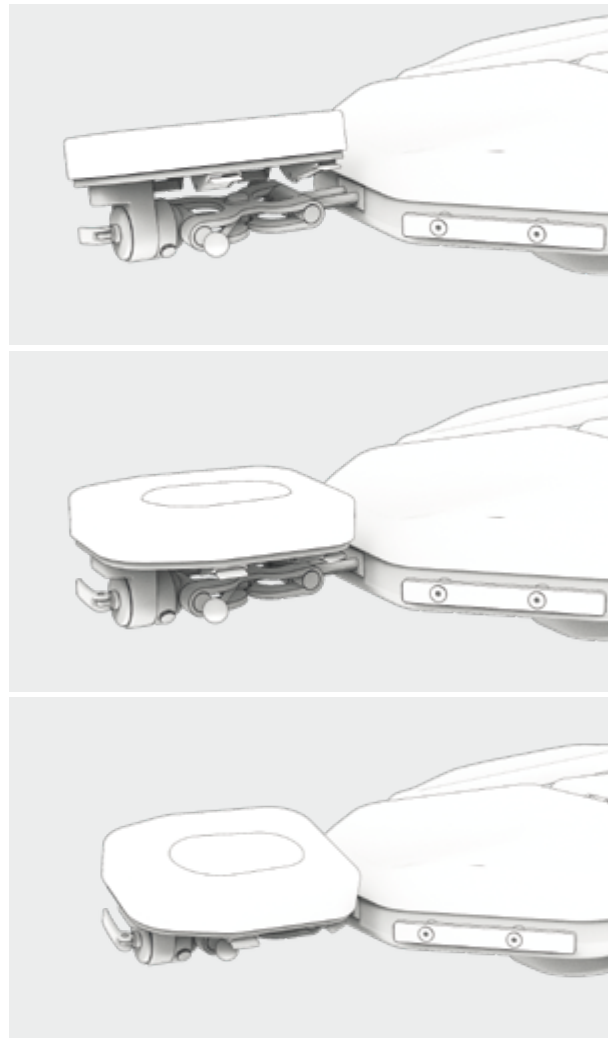
## Headrest

Given that one of the following headrests is supplied with the Theia device (if none are preferred, the ACS1 code will be provided), other models identified with the codes ACS1, ACS2, ACS3, ACS4, ACS4 / 1 are also available. paediatric models are also available ACS1P, ACS2P, ACS3P. The headrests are all interchangeable thanks to a quick coupling system (without the use of tools).

<b>ACS1</b>	
	<p>Occipital headrest. Designed to support the patient's head and prevent back or lateral falls. Available also in paediatric version ACS1P.</p>
<b>ACS2</b>	
	<p>Nuchal headrest. Available also in paediatric version ACS2P.</p>
<b>ACS3</b>	
	<p>"X" shaped headrest. Available also in paediatric version ACS3P.</p>



## ACS4/1



Synchronous head section with face hole, bilateral regulation from  $-15^{\circ}$  to  $+15^{\circ}$ . Available with head strap (ACS37) and chin strap (ACS38).

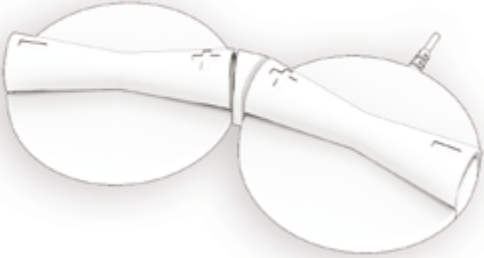








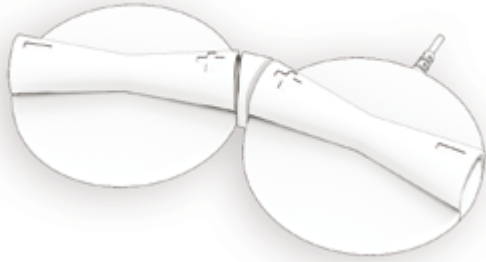
## Foot controls

The foot pedal controls on the floor, according to the needs of the surgeon and the type of operations to be performed, allow the adjustment of the height and inclination of the seat section, the back section and the leg section. The floor control is also available in Wireless version (optional component code ACS5/3).

<b>ACS5/1</b>	
	<p>Pedal on the floor for height and inclination adjustment of the seat. Couple..</p>
<b>ACS5/2</b>	
	<p>Pedal on the floor for height adjustment of the seat and adjust the inclination of the backrest. Couple.</p>
<b>ACS6/1</b>	
	<p>Pedals on the floor, to adjust the inclination of the backrest and the inclination of the legrest. Couple.</p>

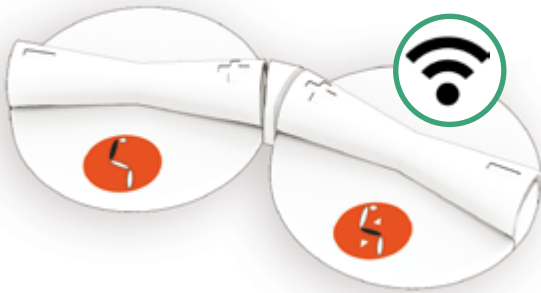


## ACS43/2



Pedal on the floor for height and inclination adjustment of the headrest. Couple.

## ACS5/3

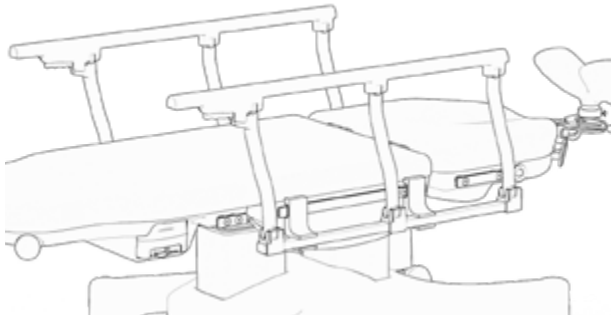




Pedal on the floor with wireless controls for height and inclination of the backrest. Couple.





## Available accessories

<b>ACS7</b>	
	<p>Bilateral side rails on DIN bar. Lightweight side rails, washable, adjustable and collapsible. Easy to remove.</p>
<b>ACS8</b>	
	<p>Hand surgery table on DIN bar. Available with 2 clamps to fix the support on the DIN bar. Extremely resistant and easy to use. Radiolucent. The fabric is water repellent, non-toxic, antibacterial and high resistant to biological liquid and disinfectant.</p>
<b>ACS8/1</b>	
	<p>Hand surgery table on DIN bar with stand support. Available with clamp and adjustable in height in order to be placed at any height of the tabletop. The fabric is water repellent, non-toxic, antibacterial and high resistant to biological liquid and disinfectant.</p>




## ACS8/2



Support on DIN bar for humerus surgery with stand support. To be used with patient in prone position. To be fitted onto backrest of the device for humerus surgery.

## ACS9



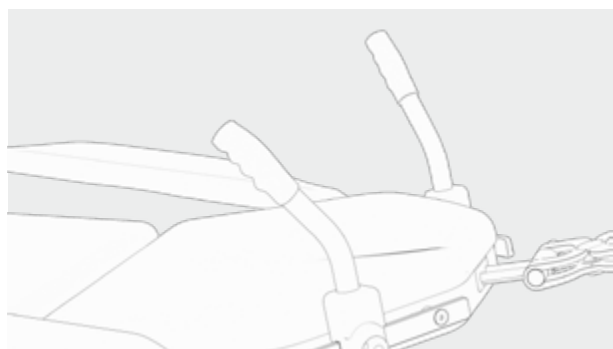
Support on DIN bar with band to immobilize upper limb.

## ACS10

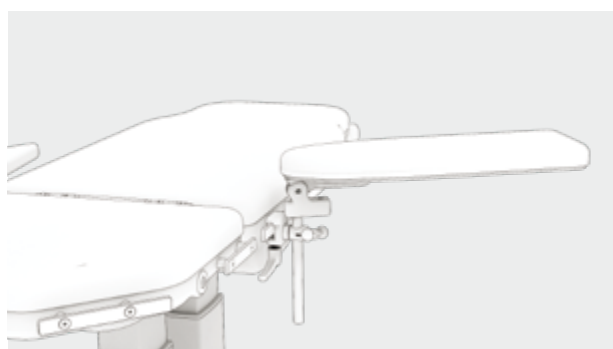


Couple of wrist support for the surgeon.



**ACS11**

Transport handles on DIN bar. Compatible with low backrest. It ensures an easy transport of the patient both in chair configuration and in bed configuration.

**ACS14**

Multifunctional armrest on DIN bar. Adjustable in height, swivelling, reclinable, tilting, easily removable. It is intended to be an alternative to the standard armrest.

**ACS15**

Control panel attachment on DIN bar. The pole is flexible and can be adjusted according to surgeon's needs.

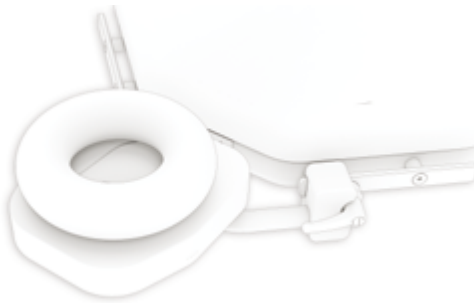


## ACS16




Flexible support for tent. Available with two clamps. To be used during surgery in the operating room in order to protect and cover the patient.

## ACS18



Occipital pillow for headrest.


## ACS19




Body strap on DIN bar. Fixingsystem to allow the immobilisation of the patient during surgery. Adjustable in length according to patient's size.

**ACS24**

Table on DIN bar. Available with clamp, it is designed to place the tools needed for surgical operations.

**ACS25**

Universal stainless steel DIN clamp to attach accessories with radial setting. It has a single knob that allows both fixation of the accessory and clamp fixation onto the side rail.

**ACS26**

Air flexible rod. Quick oxygen intake for ophthalmic surgery. Flexible pole that can be fixed on DIN bar on the backrest section to direct the air flow on the patient's face.



## ACS27



One padded cushion for table top. The table top has an upholstery consisting of one piece cushion, without any interruptions.

## ACS28



Slim base without wheels. The device rests on the floor.

## ACS29




Roll holder on DIN bar.

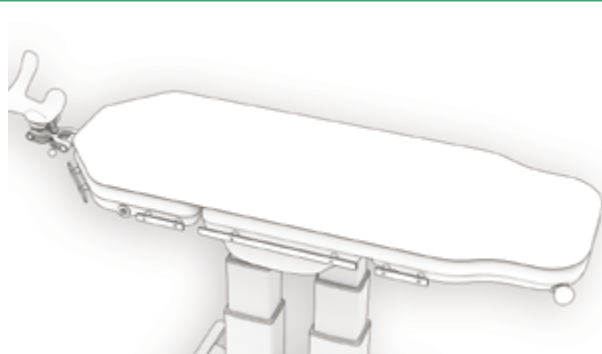


**ACS30**

Oxygen tank holder on DIN bar. It can be placed on several points of the device thanks to a quick fitting on DIN bar. Up to 7 kg.

**ACS31**

Braking system driven by front/rear bars.

**ACS32**

Additional radiolucent cushion. It allows to perform radiography, using X-ray plates, on each anatomical areas.



<b>ACS33</b>	
	Stainless steel IV pole on DIN bar. Available with 2 or 4 hooks.
<b>ACS34</b>	
	Headrest holder trolley
<b>ACS35</b>	
	Accessories' holder trolley with DIN bars




**ACS37**

Hairband compatible with ACS4/1.

**ACS38**

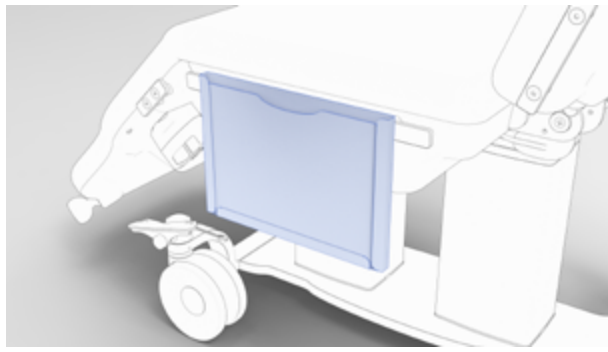
Chinrest compatible with ACS4/1 headrest.

**ACS39**

Centralised braking system with rear bar



## ACS40



Folder on DIN bar

## ACS41



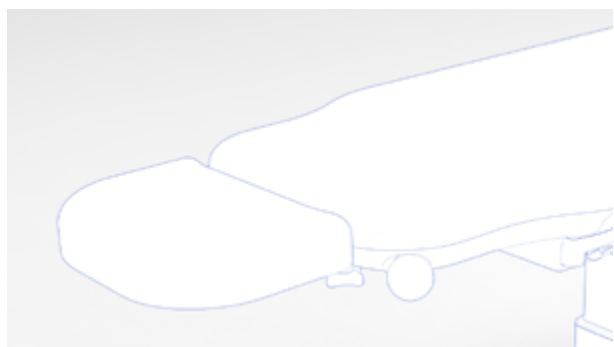
Removable monitor tray

## ACS42



Armrest with spherical bearing and straps on DIN bar.



**ACS44**

Removable legrest extension.

**ACS46**


LED battery indicator

**ACS48**

Safety system for Trendelenburg.

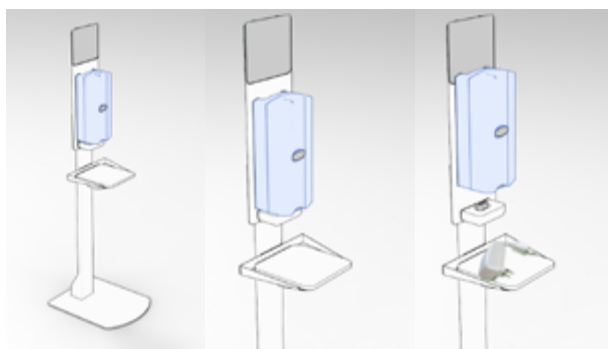


## ACS49



Additional elements on DIN bar for seat extension

## ACS159



Column stative in painted steel for charger with

## AC74/3

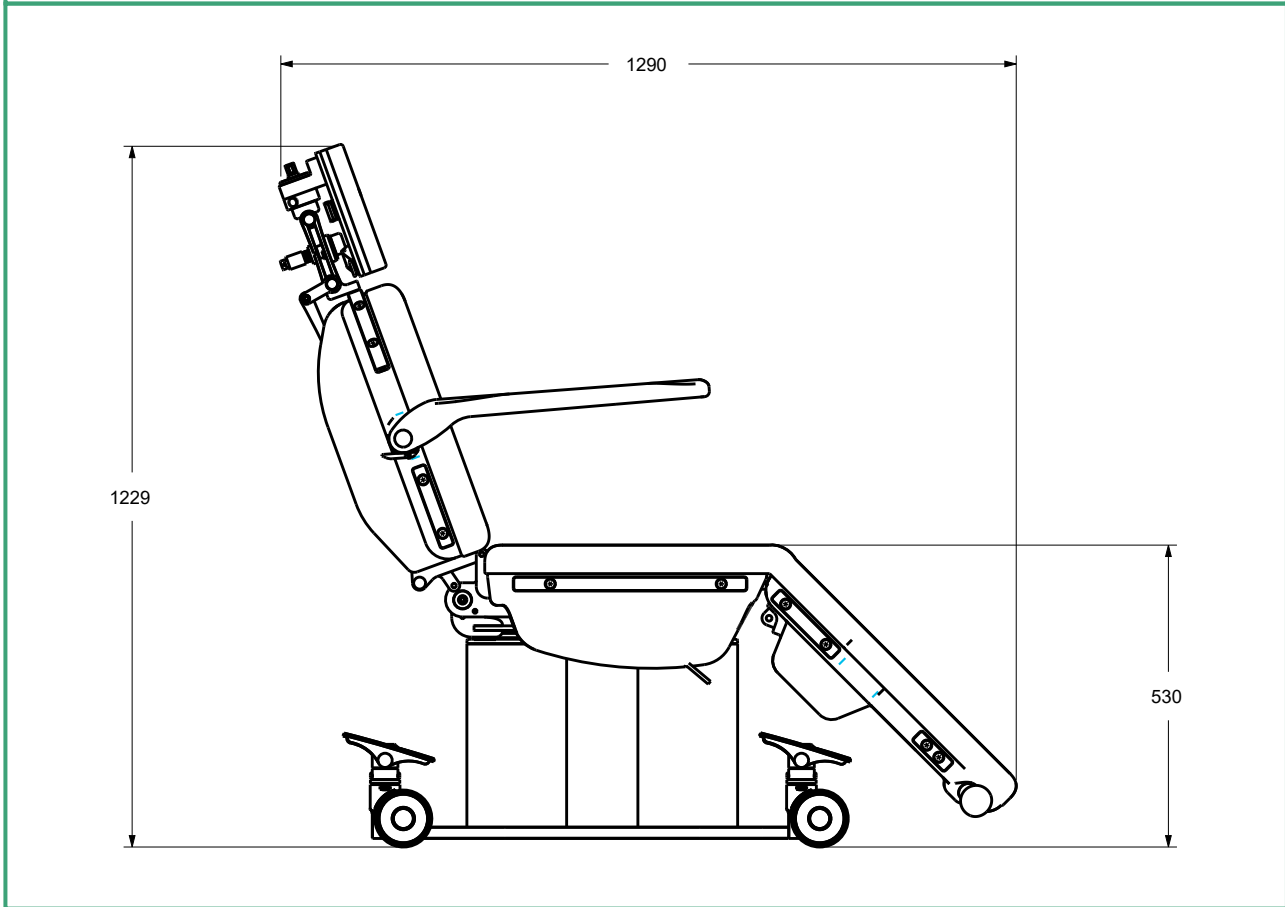
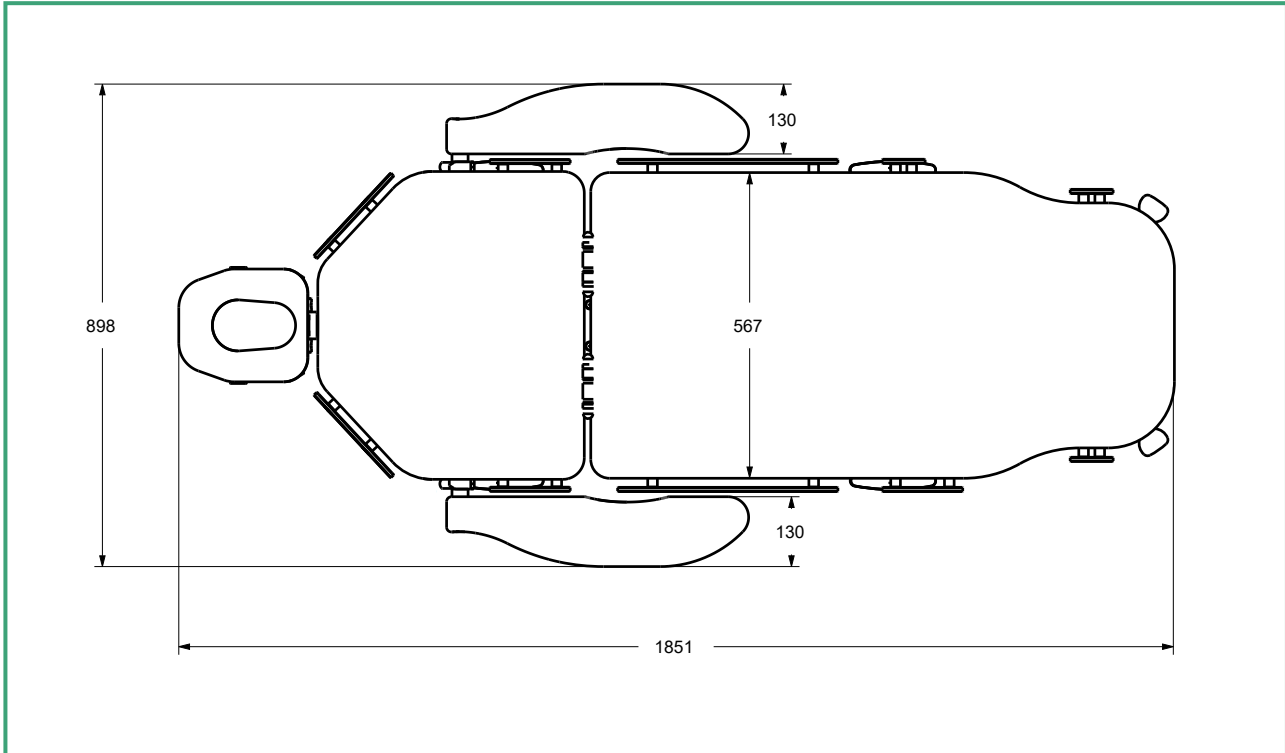


Pulsante rosso di emergenza funzione stop. Il pulsante, quando è azionato, toglie istantaneamente l'alimentazione a tutti i motori





## Dimensions





## Technical sheet

CND/EMDN	Z12011201
GMDN	38447
N. progressivo/R	2407286/R
UDI-DI di base	805771740POOPKQ
Codice prodotto	GB0210.SP-2.0
Intended use	Surgery chair
Manufacturer	GARDHEN BILANCE SRL
Total weight	120 kg
Type of control	Control panel
Wheels	Twin wheels diameter 100 mm with independent brake.
Power	100-240 Vac 50/60 Hz
Battery power	24v - 4.5A
Electric motors	Low voltage 24 (Volt)
Max electrical input	480 VA
Insulation	IP44
Max load	300 kg
Safety working load	335 kg

## Main cord



Type F Schuko



Type L 16A



Type I Australia



Type B Canada and USA



Type G UK plug



### Gardhen Bilance S.r.l.

Via G. Luraghi c/o Consorzio Il Sole - lotto S - 80038 Pomigliano d'Arco (NA) - Italia

Tel. +39.081.8692160 pbx - Fax +39.081.8692460

E-mail: [info@gardhenbilance.it](mailto:info@gardhenbilance.it) - PEC: [gardhenbilance@pec.it](mailto:gardhenbilance@pec.it)

View site [www.gardhenbilance.it](http://www.gardhenbilance.it) | Follow

The images reproduced in this sheet are purely indicative and the dimensional values are nominal. The manufacturer may make changes to the projects without prior notice. For the identification of the standard equipment and for the choice of any additional components refer to the optional component catalog and/or commercial proposals. In the event of discrepancies, the content of the commercial proposals shall be authentic.

Dep. EN\_310 rev. 04/12/2023